



art metal

18 JOWISZ

F.P.H. Art Metal Sp.j.

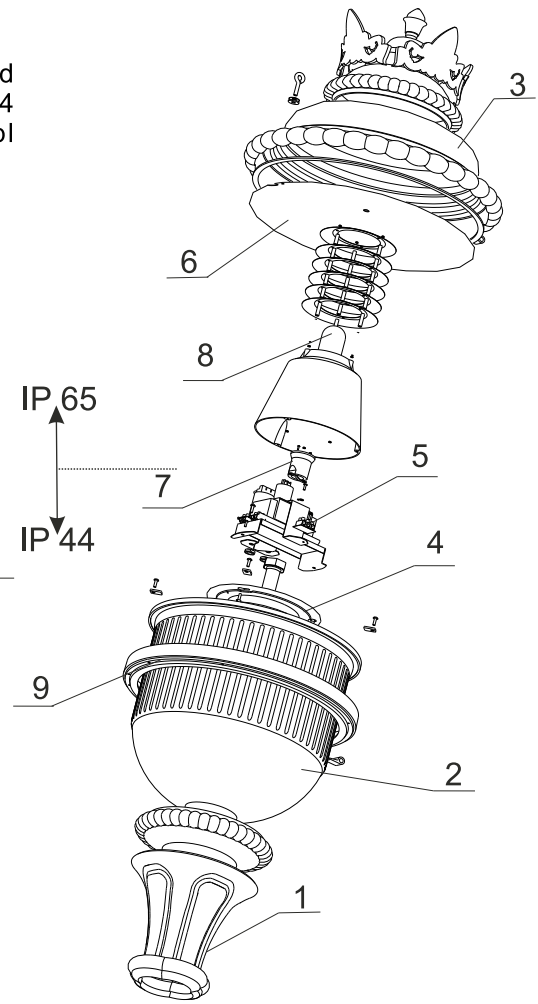
Ul. Jabłoniowa 124, 83-331 Łapino Kartuskie, Poland
Tel. 0048 58 681 80 78, Fax: 0048 58 681 80 64
www.art-metal.pl e-mail: biuro@art-metal.pl

Construction:

The unit consists of a base (1) with a shade (2) fitted to it. Shade(2) is tightened to the base with a frame (4) with an igniter module (5). A lampholder (7) with a bulb (8) is placed under the reflector (6). The luminary is closed with a cover (3) with a fastening disk (9).

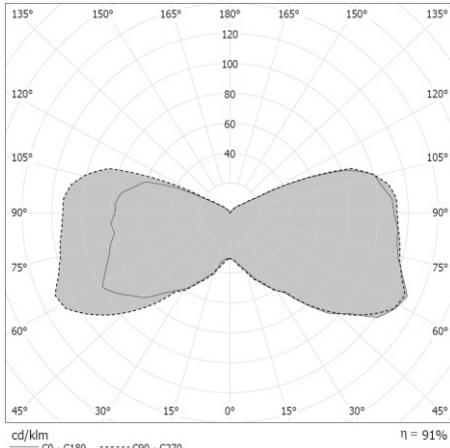
Mounting instructions:

- *) - Fix the igniter (5) to the frame (4).
- *) - Mount the frame to the base (1).
- Mount the bulb (8) inside the lampholder (7)
- Mount the reflector (6) above the bulb.
- Close the luminary shade (2) with the cover (3).
- Place the luminary on the pole - screw with fastening bolts.



If any lantern elements are supplied factory-mounted, the mounting stages marked with *) should be omitted (as this has already been done by the manufacturer)

TECHNICAL DATA:

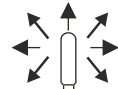
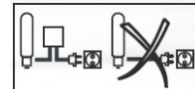


Power: ~230/50Hz

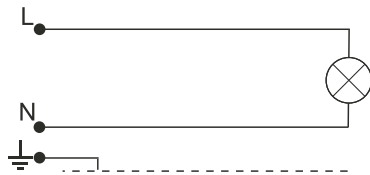
Protective class: I

IP44 -electrical part

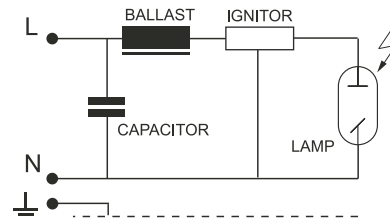
IP65 -optical part



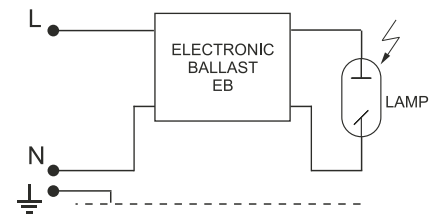
ELECTRICAL DIAGRAM:



1. Incandescent bulb



2. Sodium / metal halide lamps



3. Sodium / metal halide lamps

Type	Light-producing element	Lamp holder	Weight [kg]	Pn [W]		Luminary dimensions
				IC	EB	
18MH-70W	MH/HSI/HPI	E27	13,7	81	75	
18MH-100W	MH/HSI/HPI	E27	13,8	114	105	
18MH-150W	MH/HSI/HPI	E27	14,5	169	155	
18S-70W	WLS/SHP/SON	E27	13,9	81	75	
18S-100W	WLS/SHP/SON	E40	14,0	114	105	
18S-150W	WLS/SHP/SON	E40	14,7	169	155	
18Z-E/Z	Bulb / MINI-LINX	E27	12,4	Maks. 60		

WARNING !! The weight of the unit may slightly differ for individual production batches.

Sign:L-0018-01-04

Last revision: 2016.01.27

